



August 1th, 2020 "Sotetsu Fresa Inn Tokyo Tamachi ANNEX" OPEN!
 This stylish hotel is the perfect point of departure for Tokyo main business areas as well as for leisure and sightseeing destinations.
 We accept cashless payments only – credit card or QR code payments.
 Please use a credit card or QR code payment system for payments of room charges. We do not accept cash payments.

ROOM EQUIPMENTS / AMENITY



LCD TV



Free
Wi-Fi



Cool box



Electric kettle



Extension
telephone



Air purifier with
humidifying
function



Ionic
hair dryer



Shampoo



Conditioner



Body wash



Bath towel



Face towel



Two-piece
pajamas



Slippers



Air freshener

* Other complimentary amenities are available for your choice in the lobby.
 * Mobile charger is lent at the front desk.

NUMBERS OF GUEST ROOMS : 291

Room Type	Room size (m ²)	Bed size(mm)	Maximum number of people	Numbers of rooms	Floor
Single (Main building)	9.1~9.2	1300	1	9	2~4
Double (Main building)	11.5~12.0	1400	2	122	2~10
Relax Double (Main building)	15.0~16.0	1500 (sofa bed available)	2	2	2
Twin (Main building)	14.0~17.0	1100 × 2	2	3	2
Comfort Twin (Main building)	18.0	1200 × 2	2	2	10
Universal Twin (Main building)	24.0	1200 × 2	2	1	3
ANNEX Double (Annex)	12.5~13.5	1400	2	113	2~9
ANNEX Deluxe Double (Annex)	15.7~16.2	1600	2	16	2~9
ANNEX Twin (Annex)	15.7~16.2	1100 × 2	2	8	2~9
ANNEX Connecting Double (Annex)	12.5	1400	2	7	3~9
ANNEX Connecting Twin (Annex)	18.4	1100 × 2	2	7	3~9
ANNEX Universal Double (Annex)	18.4	1600	2	1	2

* Check-in procedures at the Main Building Front Desk

- (Main Building) Non-Smoking Room : 108 rooms
- (Main Building) Smoking Room : 31 rooms
- (ANNEX) All rooms are Non-Smoking

BREAKFAST

【Shanghai Tan DINING (Main Building 1st floor)】

OPEN HOURS : 6:30~10:00AM(9:30L.O.)

NUMBERS OF SEATS : 60

MENU : Buffet breakfast with Chinese offerings.

The menu changes everyday, but always includes more than 3 side dishes, salad, soup, and dessert, all in Chinese style. Rice, bread, and congee is also available.


PRICE : 820 yen (tax included)

■ Skin care / Hair care amenities



* Image for illustrative purposes.

■ SOU-BI-SUI (Water purification system in the entire hotel [Ryosui Kobo])



By installing the Ryosui Kobo water purification system in the entire hotel, all the water in the hotel turns into gentle SOU-BI-SUI water, including water in the sink, shower and toilet in the guest rooms. *Excluding tenant stores

■ Comfort Twin (Main Building)



■ Shanghai Tan DINING (Main Building 1st floor)



ABOUT THE HOTEL

ADDRESS : 3-14-21 Shibaura, Minato-ku, Tokyo 108-0023

TEL : (+81)3-5442-2031 FAX : (+81)3-5442-2035

CHECK-IN/OUT : 15:00/11:00

AVAILABLE PAYMENT : VISA・MASTER・JCB・AMEX・DINERS・DISCOVER・UnionPay
METHODS LINE Pay・PayPay・d barai・au PAY・Rpay・ALIPAY・WeChatPay
* We accept cashless payment only. (no cash)

E-MAIL : fresa_tamachi@sotetsu-group.jp

URL : <https://sotetsu-hotels.com/en/fresa-inn/tamachi/>

ACCESS : A 4 minute walk from East Exit in Tamachi Station on the JR Lines
A 7 minute walk from Exit A4 in Mita Station on the Toei Asakusa Line
A 15 minute walk from West Exit in Shibaurafuto Station on the Yurikamome Line



LOCATION

- Tokyo Sta. → Tamachi Sta. (Approx 8 minutes by train)
(JR Line)
- Shinagawa Sta. → Tamachi Sta. (Approx 3 minutes by train)
(JR Line)
- Haneda Airport → Keikyu-kamata Sta. → Shinagawa Sta. → Tamachi Sta. (Approx 33 minutes by train)
(Keikyu Airport Line) (Keikyu Main Line) (JR Line)
- Narita Airport Sta. → Keisei-takasago Sta. → Nippori Sta. → Tamachi Sta. (Approx 90 minutes by train)
(Keisei Narita Sky Access Line) (Keisei Main Line) (JR Line)
- Tokyo International Forum
Yurakucho Sta. → Tamachi Sta. (Approx 7 minutes by train)
(JR Line)
- Nippon Budokan
Kudanshita Sta. → Jimbocho Sta. → Mita sta. (Approx 20 minutes by train)
(Toei Shinjuku Line) (Toei Mita Line)
- Odaiba Marine Park
Odaiba-Kaihinkoen Sta. → Shibaurafuto Sta. (Approx 6 minutes by train)
(Yurikamome)
- Tokyo Big Sight
Tokyo Big Sight Sta.(Kokusaitenjijo Seimon) → Shibaurafuto Sta. (Approx 15 minutes by train)
(Yurikamome)
- Tokyo SKYTREE
Oshiage Sta. → Mita sta. (Approx 30 minutes by train)
(Toei Asakusa Line)

*Estimated travel time is based on Google map.

Cashless payments only (no cash)













* Image for illustrative purposes.

Self Check-in/Check-out Machines



FACILITIES

- | | | | | |
|---|---|--|--|--|
| 
Cashless payments only (no cash) | 
Self Check-in & out Machines | 
Smart check-in | 
Smartphone room key | 
Wi-Fi |
| 
Contactless IC key card | 
Vending machines | 
Coin-operated laundry | 
Free amenity area | 
Courier service |

Free amenity area



* Image for illustrative purposes.

Six Sotetsu Fresa Inn Highlights!

1. Heartfelt smiles and hospitality

Offering service that makes you want to come back again.

2. Excellent location

Located within a five-minute walk from major city stations.

3. Comfortable livability

Free Wi-Fi, air purifier, high quality beds, two-piece waffle pajamas, and more...

4. Design and security

Room IC cards have been enhanced by designers to ensure complete security.

5. Full set of amenities

Bath additives, facial cleansers, teas, tea bags, etc., are available for your convenience.

6. Hygienic facilities

Our specialized staff take pride in their thorough cleaning.

SOTETSU
FRÉSA
INN
FREsh·Sense·Amenity