



* Image for illustrative purposes.



Sotetsu Fresa Inn Shimbashi-Karasumoriguchi

Good location with a 4 minute walk from Karasumori Exit in Shimbashi Station on the JR lines, a 3 minute by train from Tokyo Station, a 2 minute by train from Hamamatsucho Station.
Customers using the Shinkansen or an airplane are also very convenient.
It is perfect for business and leisure.
We accept cashless payments only – credit card or QR code payments.
Please use a credit card or QR code payment system for payments of room charges. We do not accept cash payments.

ROOM EQUIPMENTS / AMENITY



LCD TV



Video on demand (charges apply)



Wi-Fi



Cool box



Electric kettle



Extension telephone



Air purifier with humidifying function



Ionic hair dryer



Shampoo



Conditioner



Body wash



Bath towel



Face towel



Two-piece pajamas



Slippers



Air freshener

* Other complimentary amenities are available for your choice in the lobby.
* Mobile charger is lent at the front desk.

Skin care / Hair care amenities



* Image for illustrative purposes.

NUMBERS OF GUEST ROOMS : 220

| Room Type | Room size (㎡) | Bed size(mm) | Maximum number of people | Number of rooms | Floor |
|-----------------|---------------|--------------|--------------------------|-----------------|-------|
| Single | 12.7 | 1200 | 1 | 56 | 3~16 |
| Superior Single | 13.3 | 1200 | 2 | 69 | 3~16 |
| Double | 13.7 | 1400 | 2 | 94 | 3~16 |
| Universal | 18.7 | 1200 | 1 | 1 | 3 |

Double



BREAKFAST

【Restaurant Renoir (2nd floor)】

OPEN HOURS : 7:00~12:00PM (Last order 11:30)

NUMBERS OF SEATS : 76

MENU : A light breakfast of sandwiches and drinks is available.

We offer Renoir original blend coffee, made with Ethiopian Mocha.

PRICE : JPY 920 (tax included)

COFFEE ROOM Renoir



ABOUT THE HOTEL

ADDRESS : 4-10-2 , Shinbashi, Minato-ku Tokyo 105-0004

TEL : (+81)3-6695-0203 FAX : (+81)3-6695-0223

CHECK-IN/OUT : 15:00/11:00

AVAILABLE PAYMENT : VISA・MASTER・JCB・AMEX・DINERS・DISCOVER・UnionPay

METHODS PayPay・Rakuten Pay・d barai・au PAY・LINE Pay・Alipay+・WeChat Pay

*** We accept cashless payment only. (no cash)**

E-MAIL : fresa_shinbashi-karasumoriguchi@sotetsu-group.jp

URL : <https://sotetsu-hotels.com/en/fresa-inn/shimbashi-karasumoriguchi/>

ACCESS : A 4 minute walk from the Karasumori Exit in Shimbashi Station on the JR Lines.

A 7 minute walk from Shimbashi Station on the Yurikamome.

A 6 minute walk from Exit 1A Shimbashi Station on the Toei Asakusa Line.

A 6 minute walk from Exit 8 Shimbashi Station on the Tokyo Metro Ginza Line.

LOCATION

*Estimated travel time is based on Google map.

- Tokyo Sta. → Shimbashi Sta. (Approx 3 minutes by train)
(JR Tokaido・Yamanote・Keihin-tohoku・Yokosuka・Ueno-Tokyo Line)
- Shinagawa Sta. → Shimbashi Sta. (Approx 6 minutes by train)
(JR Tokaido・Yamanote・Keihin-tohoku・Yokosuka Line)
- Shibuya Sta. → Shimbashi Sta. (Approx 14 minutes by train)
(JR Yamanote Line, Tokyo Metro Ginza Line)
- Shinjuku Sta. → Shimbashi Sta. (Approx 15 minutes by train)
(JR Yamanote Line, Tokyo Metro Marunouchi・Ginza Line)
- Yokohama Sta. → Shimbashi Sta. (Approx 23 minutes by train)
(JR Ueno-Tokyo・Tokaido・Yokosuka・Keihin-tohoku Line, Keikyu Main Line, Toei Asakusa Line)
- Omiya Sta. → Shimbashi Sta. (Approx 36 minutes by train)
(JR Ueno-Tokyo Line)
- Chiba Sta. → Shimbashi Sta. (Approx 47 minutes by train)
(JR Sobu Line)
- TOKYO DOME
Suidobashi Sta → Akihabara Sta. → Shimbashi Sta. (Approx 13 minutes by train)
(JR Sobu Line) (JR Yamanote Line・JR Keihin-Tohoku Line)
Korakuen Sta. → Tameike-sanno Sta. → Shimbashi Sta. (Approx 14 minutes by train)
(Tokyo Metro Nanboku Line) (Tokyo Metro Ginza Line)
- Tokyo SKYTREE
Oshiage Sta. → Shimbashi Sta. (Approx 20 minutes by train)
(Toei Asakusa Line)
TOKYO SKYTREE Sta. → Asakusa Sta. → Shimbashi Sta. (Approx 20 minutes by train)
(TOBU SYKTREE Line) (Toei Asakusa Line, Tokyo Metro Ginza Line)
- Tokyo Big Sight
Tokyo Big Sight Sta. → Shimbashi Sta. (Approx 22 minutes by train)
(Yurikamome)
- Haneda Airport
Haneda Airport Terminal1・2 Sta./International Terminal Sta. → Hamamatsucho Sta. →
(Tokyo Monorail) (JR Yamanote・JR Keihin-Tohoku Line)
Shimbashi Sta. (Approx 20 minutes by train)
Haneda Airport Domestic Terminal Sta./ International Terminal Sta. →
(Keikyu Airport Line)
Shimbashi Sta. (Approx 25 minutes by train)
- Narita Airport
Narita Airport Sta./Airport Terminal 2 Sta. → Nippori Sta. → Shimbashi Sta. (Approx 80 minutes by train)
(Keisei Sky Liner) (JR Yamanote Line・JR Keihin-tohoku Line)
Narita Airport Sta./Airport Terminal 2 Sta. → Tokyo Sta. → Shimbashi Sta. (Approx 80 minutes by train)
(Narita Express) (JR tokaido Line, JR Yamamoto Line etc)

FACILITIES



Cashless
payments only
(no cash)



Self Check-in &
out Machines



Smart
check-in



Smartphone
room key



Wi-Fi available



Contactless
IC key card



Vending
machines



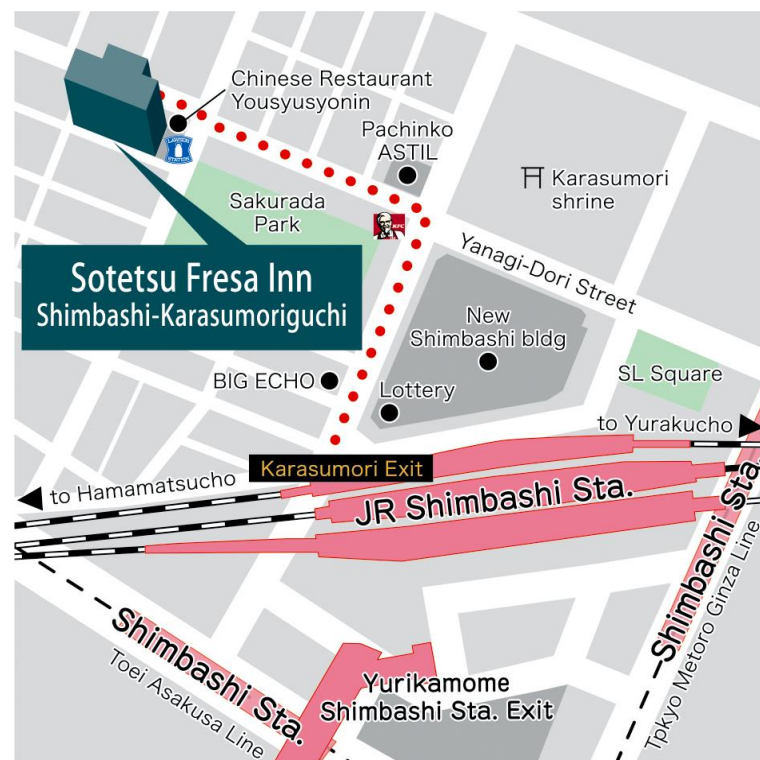
Coin-operated
laundry




Free amenity area



Courier service




Cashless payments only (no cash)



* Image for illustrative purposes.

Self Check-in / Check-out Machines



* Image for illustrative purposes.

Free amenity area



* Image for illustrative purposes.

Six SOTETSU FRESA INN Highlights

1. Heartfelt smiles and hospitality

Offering service that makes you want to come back again

2. Excellent location

Located within a 5 minute walk from major city stations

3. Comfortable livability

Free Wi-Fi, humidifying air purifier, and high quality beds are available

4. Full set of amenities

Bath additives, facial cleansers, tea bags, etc., are available for your convenience

5. Hygienic facilities

Professional staff will prepare clean rooms to welcome the guests

6. Membership program

SOTETSU HOTELS CLUB offers a variety of benefits

SOTETSU
FRESA
INN
FRESH・SENSE・AMENITY