



# Sotetsu Fresa Inn Ginza-Nanachome

Stylish hotel boasting of its excellent location.  
 And service standard catering to the needs of savvy travelers.  
 Ginza is a district with many upscale brand stores and renowned department stores.  
 Our location offers easy access to tourist spots and shopping areas in Tokyo!  
 We accept cashless payments only – credit card or QR code payments.  
 Please use a credit card or QR code payment system for payments of room charges.  
 We do not accept cash payments.

## ROOM EQUIPMENTS / AMENITY



LCD TV



Video on demand (charges apply)



Wi-Fi



Cool box



Electric kettle



Extension telephone



Air purifier with humidifying function



Ionic hair dryer



Shampoo



Conditioner



Body wash



Bath towel



Face towel



Two-piece pajamas



Slippers



Air freshener

## ■ Skin care / Hair care amenities



\* Image for illustrative purposes.

\* Other complimentary amenities are available for your choice in the lobby.  
 \* Mobile charger is lent at the front desk.

## NUMBERS OF GUEST ROOMS : 286

Room Type	Room size (㎡)	Bed size(mm)	Maximum number of people	numbers of rooms	Floor
Single	11.2~11.7	1,400	1	110	3~13
Double	11.9	1,400	2	22	3~13
Comfort Double	12.5~13.9	1,400	2	88	3~13
Universal Double	19.0	1,400	2	1	3
Twin	14.8	1,200 × 2	2	22	3~13
Deluxe Twin	18.4	1,200 × 2	2	10	3~13
Premium Twin	23.5	1,200 × 2 (extra bed available)	3	11	3~13
Comfort Double (Connecting)	13.0	1,400	2	11	3~13
Premium Twin (Connecting)	23.5	1,200 × 2 (extra bed available)	3	11	3~13

- Non-Smoking Room: 234 rooms (3,6~13 floor)
- Smoking Room : 52 rooms (4,5 floor)

## BREAKFAST

【Restaurant「Katsuki Ginza」(2nd floor)】

OPEN HOURS : 6:45~10:00(L.O.)

NUMBERS OF SEATS : 95

MENU : Japanese and Western-style buffet

PRICE : 1,530 yen (tax included)

## Premium Twin



## Comfort Double



## ABOUT THE HOTEL

ADDRESS : 7-11-12 Ginza, Chuo-ku, Tokyo 104-0061

TEL : (+81)3-6891-0203 FAX : (+81)3-6891-0902

CHECK-IN/OUT : 15:00/11:00

AVAILABLE PAYMENT : VISA • MASTER • JCB • AMEX • DINERS • DISCOVER • UnionPay  
METHODS LINE Pay • PayPay • d barai • au PAY • Rpay • ALIPAY • WeChatPay

\* We accept cashless payment only. (no cash)

E-MAIL : fresa\_ginza7@sotetsu-group.jp

URL : <https://sotetsu-hotels.com/en/fresa-inn/ginza7/>

ACCESS : A 7 minute walk from Ginza Exit in Shimbashi Sta. on the JR Lines  
A 5 minute walk from Exit A3 in Ginza Sta. on the Tokyo Metro Ginza and Marunouchi Lines  
A 5 minute walk from Exit A1 in Higashi-Ginza Sta. on the Toei Subway Asakusa Line  
A 6 minute walk from Shimbashi Sta. on the Yurikamome Line



## LOCATION

- Tokyo Sta. → Shimbashi Sta. (Approx 3 minutes by train)  
(JR Line • JR Tokaido Line)
  - Shimbashi Sta. → Ginza Sta. (Approx 2 minutes by train)  
(Tokyo Metro Ginza Line)
  - Shinagawa Sta. → Shimbashi Sta. (Approx 6 minutes by train)  
(JR Line)
  - Oshiage (SKYTREE) Sta. → Higashi-ginza Sta. (Approx 15 minutes by train)  
(Toei Asakusa Line)
  - Tokyo Big Sight Sta. → Shimbashi Sta. (Approx 23 minutes by train)  
(Yurikamome)
  - Haneda Airport Sta. → Higashi-ginza Sta. (Approx 35 minutes by train)  
(Keikyu Airport Line)
  - Haneda Airport Sta. → Hamamatsucho Sta. → Shimbashi Sta. (Approx 25 minutes by train)  
(Tokyo Monorail) (JR Line)
  - Haneda Airport Sta. → Ginza Sta. (Approx 75~130 minutes by train)  
(Airport Limousine Bus)
  - Narita Airport Sta. → Higashi-ginza Sta. (Approx 70 minutes by train)  
(Keisei Narita SKY ACCESS Line)
  - Narita Airport Sta. → Ginza Sta. (Approx 75~130 minutes by train)  
(Airport Limousine Bus)
- \*The nearest bus stop of Limousine bus is at Courtyard Tokyo Ginza Hotel Which is 3-minute walk from our hotel.
- The Kabukiza Theatre (Approx 8 minutes on foot)
  - Tokyo International forum (Approx 10 minutes on foot)
  - Hibiya Park (Approx 10 minutes on foot)
  - Imperial Theatre  
Shimbashi Sta. → Yurakucho Sta. (Approx 2 minutes by train)  
(JR Yamanote Line)
  - Senso Temple  
Higashi-ginza Sta. → Asakusa Sta. (Approx 11 minutes by train)  
(Toei Asakusa Line)
  - Odaiba Marine Park  
Shimbashi Sta. → Odaiba-kaihinkoen Sta. (Approx 13 minutes by train)  
(Yurikamome)
  - Tokyo Disney Resort  
Ginza Sta. → Hatchobori Sta. → Maihama Sta. (Approx 23 minutes by train)  
(Tokyo Metro Hibiya Line) (JR Keiyo Line)

Cashless payments only (no cash)



\* Image for illustrative purposes.

Self Check-in / Check-out Machines









\* Image for illustrative purposes.

Free amenity area



\* Image for illustrative purposes.

## FACILITIES

- |   |   |  |  |  |
|---|---|--|--|--|
| <br>Cashless payments only (no cash) | <br>Self Check-in & out Machines | <br>Smart check-in    | <br>Free Wi-Fi      | <br>Contactless IC key card |
| <br>Vending machines                 | <br>Coin-operated laundry        | <br>Free amenity area | <br>Courier service | <br>Rental PC               |

## Six Sotetsu Fresa Inn Highlights!

### 1. Heartfelt smiles and hospitality

Offering service that makes you want to come back again.

### 2. Excellent location

Located within a five-minute walk from major city stations.

### 3. Comfortable livability

Free Wi-Fi, air purifier, high quality beds, two-piece waffle pajamas, and more...

### 4. Design and security

Room IC cards have been enhanced by designers to ensure complete security.

### 5. Full set of amenities

Bath additives, facial cleansers, teas, tea bags, etc., are available for your convenience.

### 6. Hygienic facilities

Our specialized staff take pride in their thorough cleaning.

SOTETSU  
**FRÉSA**  
INN  
FRESH-SENSE-AMENITY