



Sotetsu Fresa Inn Tokyo-Kyobashi

Within Walking distance from Tokyo Station (Yaesu)
and Ginza Elegantly furnished rooms for business and
leisure travellers State of the art electronic card lock security.
We accept cashless payments only – credit card or QR code payments.
Please use a credit card or QR code payment system for payments
of room charges. We do not accept cash payments.

ROOM EQUIPMENTS / AMENITY



LCD TV



Video on
demand
(charges apply)



Wi-Fi



Cool box



Electric kettle



Extension
telephone



Air purifier
(*)



Ionic hair
dryer



Shampoo



Conditioner



Body wash



Bath towel



Face towel



Two-piece
pajamas



Slippers



Air freshener



Extension
cord

(*) Some rooms are equipped with air purifiers with humidifying functions.
* Other complimentary amenities are available for your choice in the lobby.
* Mobile charger is lent at the front desk.

NUMBERS OF GUEST ROOMS : 160

Room type	Room size (㎡)	Bed size(mm)	Maximum number of people	Number of rooms	Floor
Express Single	12.7	1200	1	10	3~12
Single (Semi-Double)	11.5~13.0	1200	1	61	3~12
Connecting Single	11.5	1200	1	9	3~11
Double	12.0~14.0	1400	2	57	3~12
Universal Double	23.6	1400	2	1	2
Premium Double	23.9	1600	2	1	12
Deluxe Double	14.5/17.9	1600	2	2	2
Premium Twin [Connecting Premium Twin] (Triple)	28.1	1200 × 2 (Sofa bed available)	3	9	3~11
Deluxe Twin (Triple)	23.2	1200 × 2 (Sofa bed available)	3	10	3~12

- Non-Smoking Room: 112 rooms (2~6・8・10・12 floor)
- Smoking Room: 48 rooms (7・9・11 floor)

BREAKFAST

【SUSHI BAR Kyobashi Gensei (1st floor)】


OPEN HOURS : 6:30~10:00 am (Last order 9:30 am)

NUMBERS OF SEATS : 37

MENU :

Our theme is to give those living in the city a sense of extraordinary, like they are back in the countryside enjoying a meal. We offer a variety of menus including white rice, miso soup, grilled fish dishes, daily Ochazuke (boiled rice soaked with tea), and a sandwich assortment.

PRICE : JPY 1,200 (tax included)



* Image for illustrative purposes.

■ Skin care / Hair care amenities

■ Deluxe Twin



■ Lobby



■ Breakfast



* Image for illustrative purposes.











ABOUT THE HOTEL

ADDRESS : 2-11-1 Kyobashi, Chuo-ku, Tokyo 104-0031
 TEL : (+81)3-5250-2031 FAX : (+81)3-5250-2034
 CHECK IN/OUT : 15:00/11:00
 AVAILABLE PAYMENT : VISA・MASTER・JCB・AMEX・DINERS・DISCOVER・UnionPay
 METHODS PayPay・Rakuten Pay・d barai・au PAY・LINE Pay・Alipay+・WeChat Pay
 * We accept cashless payment only. (no cash)
 E-Mail : fresa_kyobashi@sotetsu-group.jp
 URL : <https://sotetsu-hotels.com/en/fresa-inn/kyobashi/>
 ACCESS : A 8 minute walk from the Yaesu Exit in Tokyo Station on the JR Tokaido, Yamanote and other Lines
 A 2 minute walk from Exit 6 in Kyobashi Station on the Tokyo Metro Ginza Line
 One minute's walk from Exit A5, A6 or A7 in Takaracho Station on the Toei Subway Asakusa Line
 A 8 minute walk from Exit A3 in Hatchobori Station on the JR Keiyo Line

LOCATION


- Ginza (Approx 8 minutes on foot)
- Shinagawa Sta. → Tokyo Sta. (Approx 10 minutes by train)
(JR Tokaido Line・Yamamoto Line・Keihin-Tohoku Line・Yokosuka Line)
- Akihabara Sta. → Kanda Sta. → Kyobashi Sta. (Approx 10 minutes by train)
(JR Yamanote Line) (Tokyo Metro Ginza Line)
- Ueno Sta. → Kyobashi Sta. (Approx 10 minutes by train)
(Tokyo Metro Ginza Line)
- Asakusa Sta. → Kyobashi Sta. (Approx 15 minutes by train)
(Tokyo Metro Ginza Line)
- Shinjuku Sta. → Akasaka-mitsuke Sta. → Kyobashi Sta. (Approx 20 minutes by train)
(Tokyo Metro Marunouchi Line) (Tokyo Metro Ginza Line)
- Tokyo Disney Resort (Approx 17 minutes by train)
Maihama Sta. → Tokyo Sta.
(JR Musashino Line・Keiyo Line)
- Nippon Budokan (Approx 9 minutes by train)
Kudanshita Sta. → Nihombashi Sta. → Kyobashi Sta. (Approx 9 minutes by train)
(Tokyo Metro Tozai Line) (Tokyo Metro Ginza Line)
- Tokyo Sky Tree (Approx 20 minutes by train)
Oshiage(SKYTREE) Sta. → Nihombashi Sta. → Kyobashi Sta.
(Toei Asakusa Line) (Tokyo Metro Ginza Line)
- Haneda Airport (Approx 32 minutes by train)
Haneda Airport International Terminal Sta. → Takaracho Sta.
(Keikyu Airport Line・Toei Asakusa Line)
- Narita Airport (Approx 90 minutes by train)
Narita Airport Terminal 2 Sta. → Takaracho Sta.
(Narita SKY ACCESS Line)

FACILITIES


- | | | | | |
|---|--|--|--|--|
| 
Cashless payments only (no cash) | 
Check-in & out Machines | 
Smart-Check In | 
Internet section | 
Wi-Fi available |
| 
Contactless IC key card | 
Vending machines | 
Coin-operated laundry | 
Free amenity area | 
courier service |



Cashless payments only (no cash)



Self Check-in / Check-out Machines



Free amenity area



Six SOTETSU FRESA INN Highlights

1. Heartfelt smiles and hospitality
Offering service that makes you want to come back again
2. Excellent location
Located within a 5 minute walk from major city stations
3. Comfortable livability
Free Wi-Fi, humidifying air purifier, and high quality beds are available
4. Full set of amenities
Bath additives, facial cleansers, tea bags, etc., are available for your convenience
5. Hygienic facilities
Professional staff will prepare clean rooms to welcome the guests
6. Membership program
SOTETSU HOTELS CLUB offers a variety of benefits

SOTETSU
FRESA
 INN
 FRESH・SENSE・AMENITY